

Eleições nos EUA



Conferência na Universidade Lusíada de Lisboa

05/12/2024

Prof. Maria Sousa Galito


PRESIDENTES DOS ESTADOS UNIDOS



George Washington



John Adams



Thomas Jefferson



James Madison



James Monroe




John Quincy Adams



Andrew Jackson



Martin Van Buren



William Henry Harrison



John Tyler



James Knox Polk



Zachary Taylor



Millard Fillmore



Franklin Pierce



James Buchanan



Abraham Lincoln



Andrew Johnson



Ulysses Simpson Grant



Rutherford B. Hayes



James Abram Garfield



Chester Alan Arthur



Grover Cleveland



Benjamin Harrison



Grover Cleveland



William McKinley



Theodore Roosevelt



William Howard Taft



Woodrow Wilson



Warren Gamaliel Harding



Calvin Coolidge



Herbert Hoover



Franklin Delano Roosevelt



Harry S. Truman



Dwight David Eisenhower



John Fitzgerald Kennedy



Lyndon Baynes Johnson



Richard Nixon



Gerald Ford



Jimmy Carter



Ronald Reagan



George Herbert Walker Bush



Bill Clinton



George Walker Bush



Barack Obama



Donald Trump



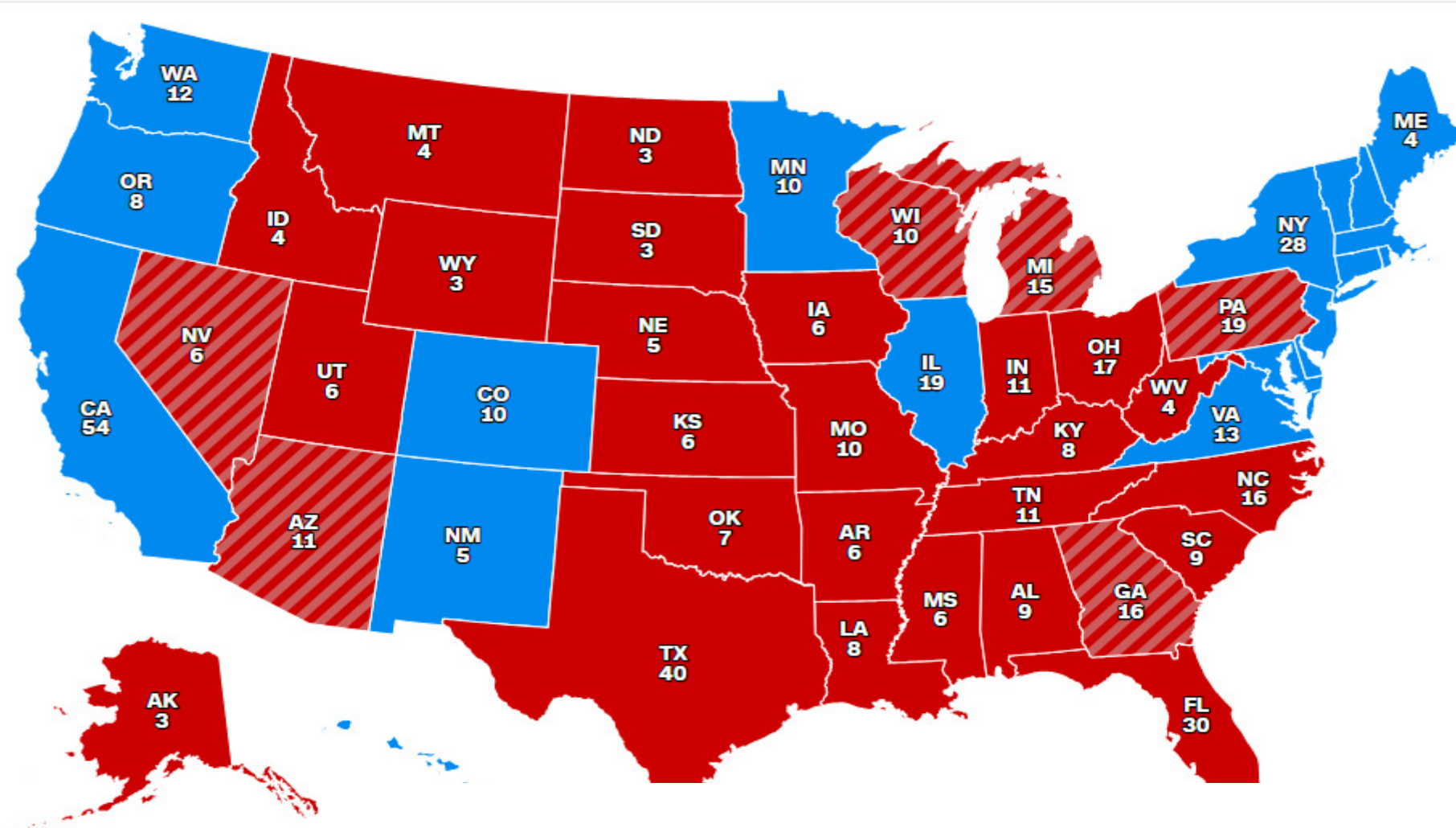
Joe Biden



Donald Trump



Eleições Presidenciais nos EUA



226
Kamala Harris
Democrat

48.3% of popular vote
(74,747,318 votes)

270 to win



312
Donald Trump
Republican






49.9% of popular vote
(77,167,889 votes)

KEY RACE PROJECTED WINNER

President: Arizona




11 electoral votes | Trump 11

CANDIDATE	PERCENT	VOTES
 Donald Trump  Republican	52.2%	1,770,242 187,382 ahead
 Kamala Harris Democratic	46.7%	1,582,860

KEY RACE PROJECTED WINNER

President: Colorado




10 electoral votes | Harris 10

CANDIDATE	PERCENT	VOTES
 Kamala Harris  Democratic	54.1%	1,728,159 350,718 ahead
 Donald Trump Republican	43.2%	1,377,441

KEY RACE PROJECTED WINNER

President: Florida




30 electoral votes | Trump 30

CANDIDATE	PERCENT	VOTES
 Donald Trump  Republican	56.1%	6,110,125 1,427,087 ahead
 Kamala Harris Democratic	43.0%	4,683,038

KEY RACE PROJECTED WINNER

President: Georgia




16 electoral votes | Trump 16

CANDIDATE	PERCENT	VOTES
 Donald Trump  Republican	50.7%	2,663,117 115,099 ahead
 Kamala Harris Democratic	48.5%	2,548,018

KEY RACE PROJECTED WINNER

President: Maine




4 electoral votes | Harris 3 Trump 1

CANDIDATE	PERCENT	VOTES
 Kamala Harris  Democratic	52.4%	435,351 57,514 ahead
 Donald Trump Republican	45.5%	377,837

KEY RACE PROJECTED WINNER

President: Michigan

15 electoral votes | Trump 15



CANDIDATE	PERCENT	VOTES
 Donald Trump  Republican	49.7%	2,816,636 80,103 ahead
 Kamala Harris Democratic	48.3%	2,736,533

KEY RACE PROJECTED WINNER



President: Minnesota

10 electoral votes | Harris 10



CANDIDATE	PERCENT	VOTES
 Kamala Harris ✓ Democratic	50.9%	1,656,979 137,947 ahead
 Donald Trump Republican	46.7%	1,519,032

KEY RACE PROJECTED WINNER



President: Nebraska

5 electoral votes | Trump 4 Harris 1



CANDIDATE	PERCENT	VOTES
 Donald Trump ✓ Republican	59.3%	564,816 194,821 ahead
 Kamala Harris Democratic	38.9%	369,995

KEY RACE PROJECTED WINNER



President: Nevada

6 electoral votes | Trump 6



CANDIDATE	PERCENT	VOTES
 Donald Trump ✓ Republican	50.6%	751,205 46,008 ahead
 Kamala Harris Democratic	47.5%	705,197

KEY RACE PROJECTED WINNER



President: New Hampshire

4 electoral votes | Harris 4



CANDIDATE	PERCENT	VOTES
 Kamala Harris ✓ Democratic	50.7%	418,488 22,965 ahead
 Donald Trump Republican	47.9%	395,523

KEY RACE PROJECTED WINNER



President: New Mexico

5 electoral votes | Harris 5



CANDIDATE	PERCENT	VOTES
 Kamala Harris ✓ Democratic	51.9%	478,802 55,411 ahead
 Donald Trump Republican	45.8%	423,391

KEY RACE PROJECTED WINNER



President: North Carolina

16 electoral votes | Trump 16



CANDIDATE	PERCENT	VOTES
 Donald Trump ✓ Republican	50.9%	2,898,434 183,032 ahead
 Kamala Harris Democratic	47.7%	2,715,402

KEY RACE PROJECTED WINNER



President: Oregon

8 electoral votes | Harris 8



CANDIDATE	PERCENT	VOTES
 Kamala Harris ✓ Democratic	55.3%	1,240,007 320,979 ahead
 Donald Trump Republican	41.0%	919,028

KEY RACE PROJECTED WINNER



President: Pennsylvania

19 electoral votes | Trump 19



CANDIDATE	PERCENT	VOTES
 Donald Trump ✓ 🇺🇸 Republican	50.4%	3,543,579 120,420 ahead
 Kamala Harris Democratic	48.6%	3,423,159

KEY RACE PROJECTED WINNER



President: Virginia

13 electoral votes | Harris 13



CANDIDATE	PERCENT	VOTES
 Kamala Harris ✓ Democratic	51.8%	2,335,395 260,310 ahead
 Donald Trump Republican	46.1%	2,075,085

KEY RACE PROJECTED WINNER






President: Wisconsin

10 electoral votes | Trump 10

CANDIDATE	PERCENT	VOTES
 Donald Trump ✓ 🇺🇸 Republican	49.6%	1,697,626 29,397 ahead
 Kamala Harris Democratic	48.7%	1,668,229




President: Alaska

3 electoral votes | Trump 3

CANDIDATE	PERCENT	VOTES
 Donald Trump ✓ Republican	54.5%	184,458 44,432 ahead
 Kamala Harris Democratic	41.4%	140,026
 Robert F. Kennedy Jr Independent	1.7%	5,670

President: California

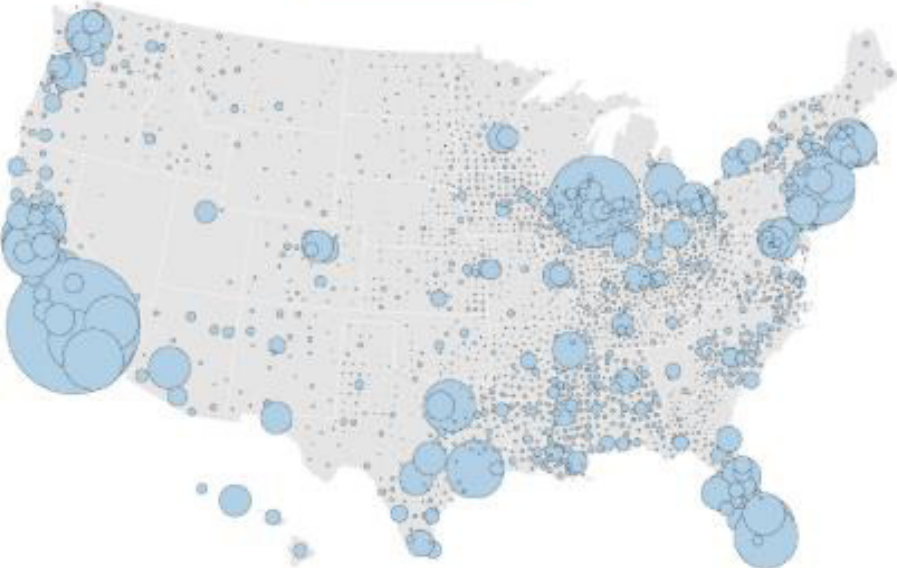
54 electoral votes | Harris 54

CANDIDATE	PERCENT	VOTES
 Kamala Harris ✓ Democratic	58.5%	9,276,173 3,194,485 ahead
 Donald Trump Republican	38.3%	6,081,688
 Robert F. Kennedy Jr American Independent Pty	1.2%	197,645

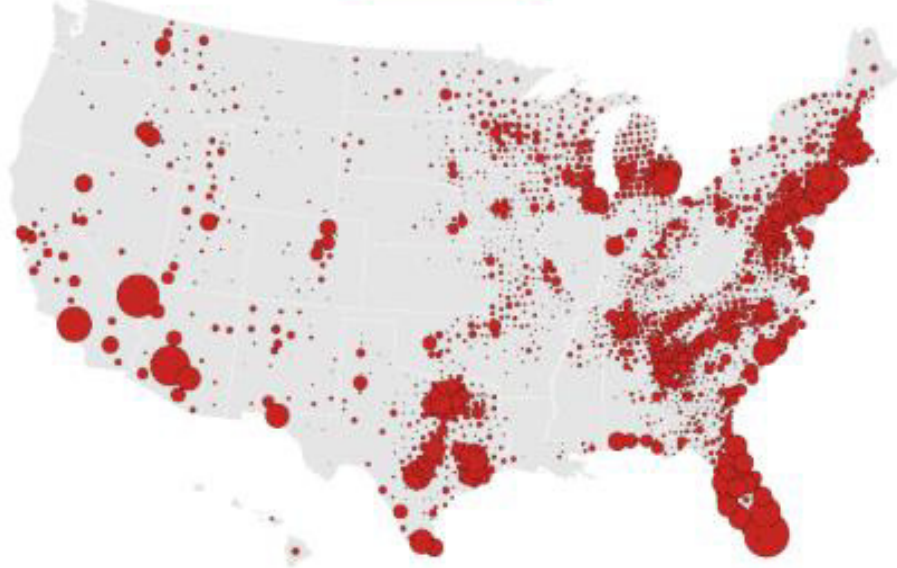
Votações

Comparação
com
Eleição
Anterior

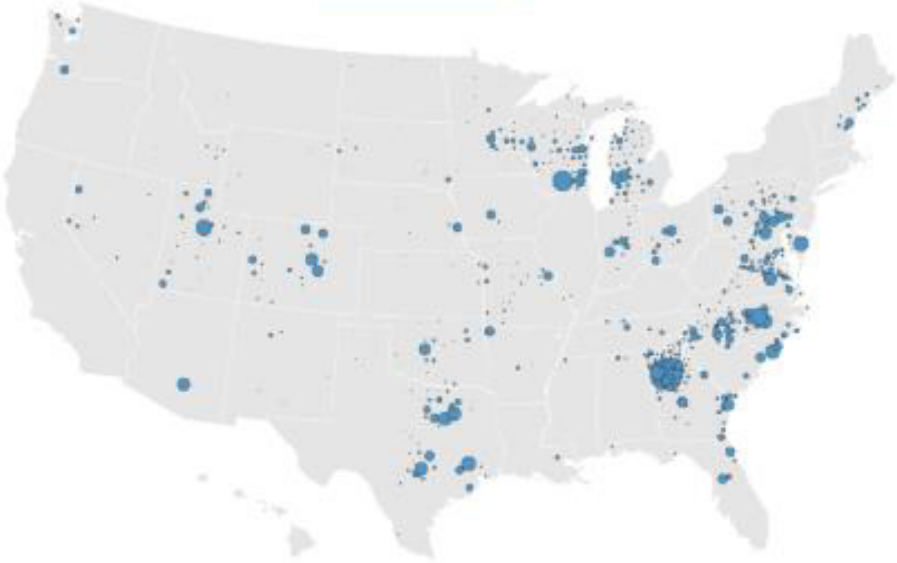
Where Harris got FEWER votes than Biden did in 2020



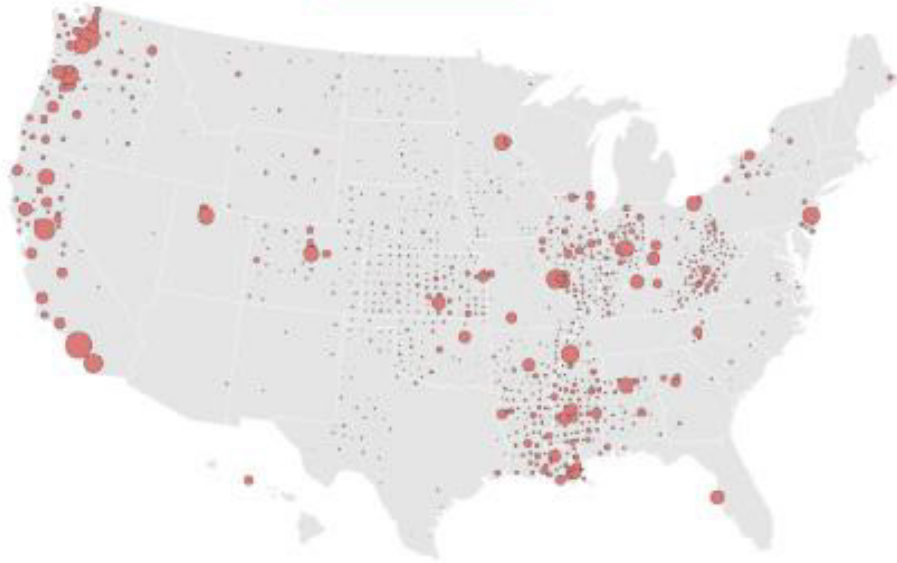
Where Trump got MORE votes than he did in 2020



Where Harris got MORE votes than Biden did in 2020



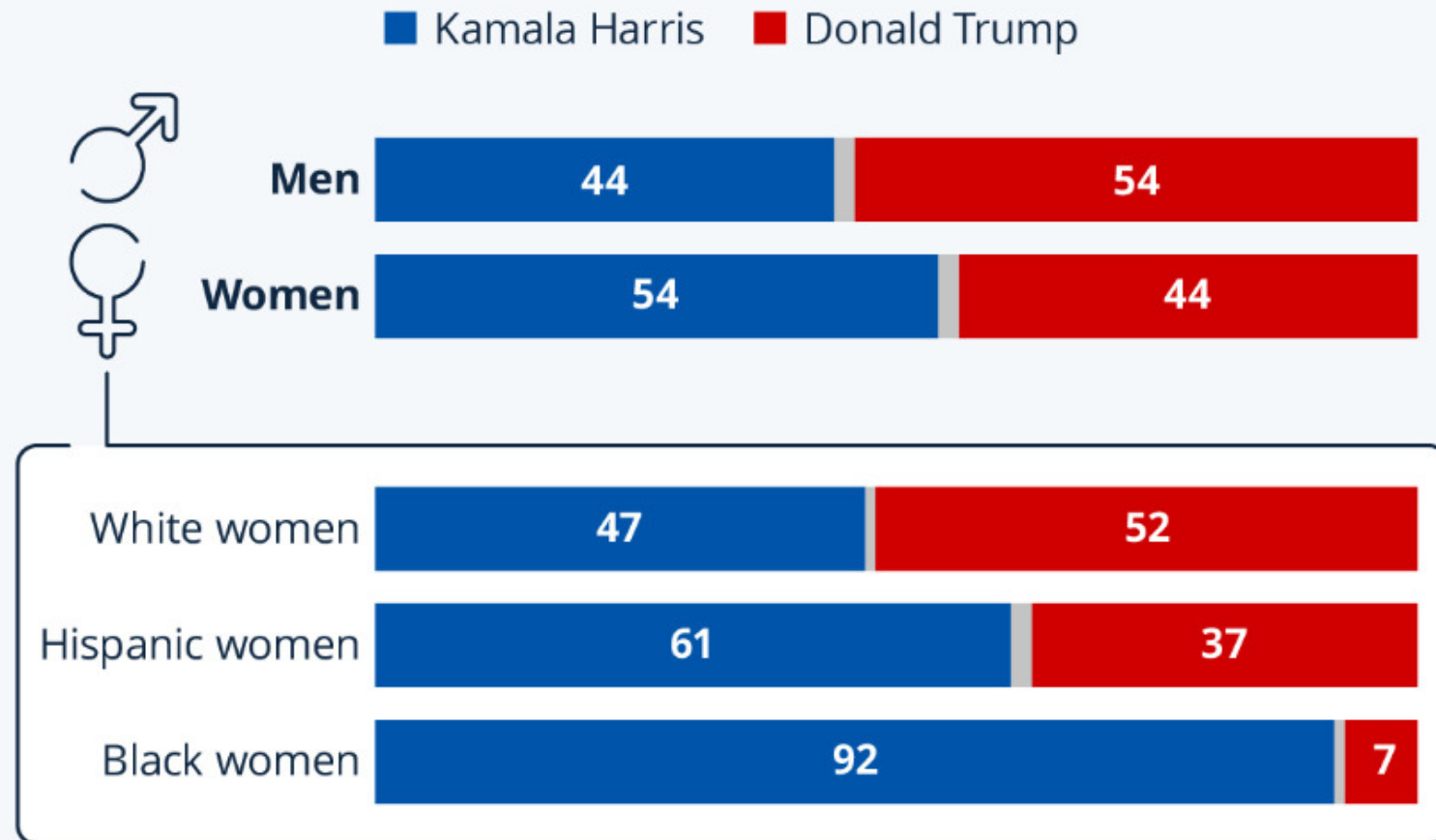
Where Trump got FEWER votes than he did in 2020



Votações por tipo de eleitor

The Trump-Harris Gender Gap

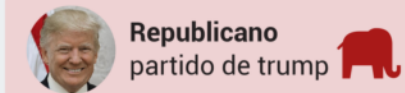
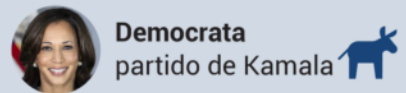
Share of female/male U.S. voters who picked Donald Trump/
Kamala Harris for president according to exit polls (in %)



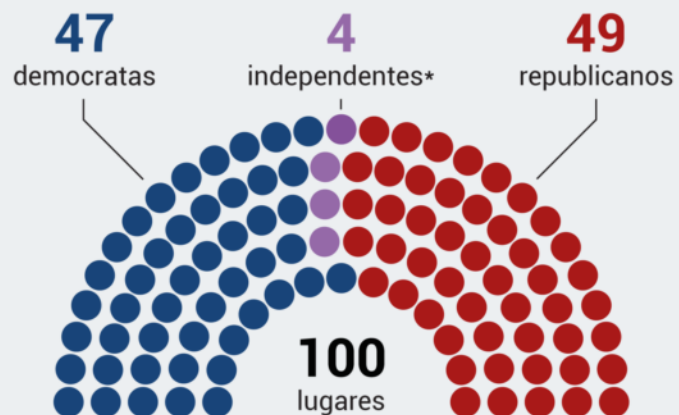
2024 election

Source: Edison Research via Reuters/Washington Post

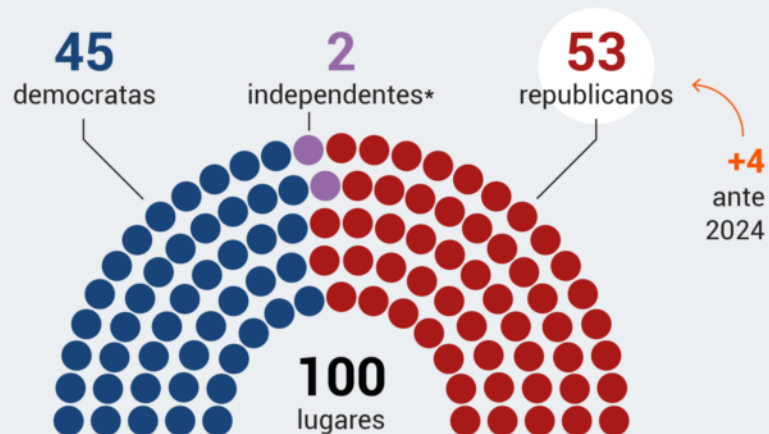
ELEIÇÕES DOS EUA REPUBLICANOS TERÃO MAIORIA NO SENADO



como é hoje



como será em 2025

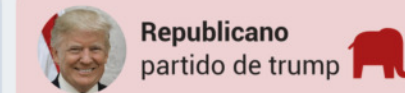


Donald Trump também possui vantagem no Supremo Tribunal dos EUA (federal), com 6 juízes conservadores e 3 liberais.

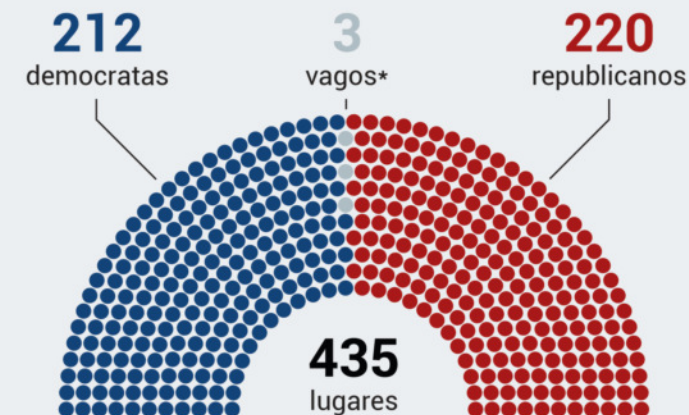


<https://www.poder360.com.br/poder-internacional/compare-a-composicao-do-congresso-dos-eua-sob-biden-e-trump/>

ELEIÇÕES DOS EUA REPUBLICANOS TERÃO MAIORIA NA CÂMARA



como é hoje



como será em 2025



*por renúncia ou morte
fonte: Câmara dos Representantes dos EUA e Associated Press

*votam com os democratas
fonte: Senado dos EUA e Associated Press

Escolhas de Donald Trump para lugares-chave da futura administração na Casa Branca (04/12/2024)


■ Confirmado ■ A confirmar pelo senado



JD Vance
Vice-Presidente



Marco Rubio
Secretário de Estado



Scott Bessent
Secretário do Tesouro



Robert F. Kennedy Jr.
Secretário da Saúde



Scott Turner
Secretário de Habitação e Desenvolvimento Urbano



Sean Duffy
Secretário dos Transportes



Doug Burgum
Secretário do Interior



Brooke Rollins
Secretária da Agricultura



Howard Lutnick
Secretário do Comércio

Escolhas para futura Administração de Donald Trump na Casa Branca (04/12/2024)

Lista completa de nomes (até 04/12/2024):

<https://www.cbsnews.com/news/who-might-be-in-donald-trump-cabinet/>

■ Confirmado ■ A confirmar pelo senado



Linda McMahon
Secretária da Educação



Doug Collins
Secretário dos Assuntos com
Veteranos




Kristi Noem
Secretária do Departamento de
Segurança Nacional



Mike Waltz
Conselheiro de Segurança Nacional



Lee Zeldin
Administrador da Agência de Proteção
do Ambiente



Elise Stefanik
Embaixadora nas Nações Unidas



Susie Wiles
Chefe de gabinete da Casa Branca



Elon Musk
Departamento de Eficiência
Governamental



Vivek Ramaswamy
Departamento de Eficiência
Governamental



Tulsi Gabbard
Diretora da Inteligência Nacional

<https://cnnportugal.iol.pt/dossier/estes-sao-os-ultraleais-que-donald-trump-esta-a-escolher-para-o-seu-governo-de-combate/673602ecd34ea1acf2709e24>

Razões para a Vitória de Donald Trump nas Eleições Presidenciais de 5 novembro 2024

Trump venceu nos principais estados decisivos: **Geórgia, na Pensilvânia e no Wisconsin.**

Mobilização do eleitorado Republicano

Contra o Wokismo nas Escolas

Contra o Aborto

Contra a subida de impostos

Contra a política internacional da Administração Biden e a favor do fim das principais guerras (na Ucrânia e em Gaza)

A favor de políticas públicas que deem prioridade ao crescimento económico

A favor de mais pautas aduaneiras às importações (em especial de bens provenientes da China, da UE e do Canadá)
PROTECIONISMO

A favor de maiores limites à Imigração

Eleições nos EUA



OBRIGADA!

Maria Sousa Galito

05/12/2024

